








Premià de Dalt

 Dades de les **23.03 h**
 25 de novembre de 2012

 Escrutat **100%**

| | 2012 | | 2010 | |
|---------------------|-------|--------|--------|--|
| Total votants | 5.546 | 73,82% | 66,86% | |
| Abstenció | 1.967 | 26,18% | 33,14% | |
| Vots nuls | 27 | 0,49% | 0,73% | |
| Vots en blanc | 81 | 1,46% | 2,46% | |
| Vots a candidatures | 5.438 | 98,05% | 96,81% | |

| Percentatge de vots | | |
|---------------------|--------|-----------------------------------------------------------------------------------|
| CiU | 37,32% |  |
| P.P. | 13,78% |  |
| ERC-Cat Sí | 12,62% |  |
| PSC | 11,21% |  |
| C's | 7,80% |  |
| ICV-EUiA | 7,55% |  |
| Altres | 8,21% |  |

| 2012 | | 2010 | |
|-----------------------------|--------------|--------------|-----------------------|
| Candidatures | Vots | Vots | Candidatures |
| CiU | 2.060 37,32% | 2.266 46,09% | CiU |
| P.P. | 761 13,78% | 639 13,00% | P.P. |
| ERC-Cat Sí | 697 12,62% | 312 6,35% | Esquerra |
| PSC | 619 11,21% | 678 13,79% | PSC |
| C's | 431 7,80% | 165 3,36% | C's |
| ICV-EUiA | 417 7,55% | 271 5,51% | ICV-EUiA |
| CUP-ALTERNATIVA D'ESQUERRES | 125 2,26% | | |
| SI | 85 1,54% | 193 3,93% | SI |
| PxC | 78 1,41% | 83 1,69% | PxC |
| Eb | 64 1,15% | 33 0,67% | Eb-CenB |
| PACMA | 34 0,61% | 18 0,37% | PACMA-ANIMALISTA |
| UPyD | 23 0,41% | 6 0,12% | UPyD |
| FARTS.cat | 22 0,39% | | |
| PIRATA.CAT | 13 0,23% | 2 0,04% | PIRATA.CAT |
| VD | 5 0,09% | | |
| U.C.E. | 4 0,07% | 0 0% | U.C.E. |
| | | 47 0,96% | RI.cat |
| | | 22 0,45% | EV-GVE |
| | | 12 0,24% | DES DE BAIX |
| | | 8 0,16% | ALTERNATIVA DE GOVERN |
| | | 7 0,14% | PFIV |
| | | 6 0,12% | PUM+J |
| | | 6 0,12% | PCAS |
| | | 5 0,10% | PRE-IR |
| | | 4 0,08% | CORI |
| | | 2 0,04% | P.O.S.I. |
| | | 2 0,04% | PDLPEA |
| | | 2 0,04% | M.S.R. |
| | | 2 0,04% | GN |
| | | 1 0,02% | PH |
| | | 1 0,02% | PCPC |
| | | 1 0,02% | FE de las JONS |